


SRM4

4/10 Horsepower
Residential Sewage Pump



THE SRM4 MINI NON-CLOG PUMP IS THE MOST RELIABLE 4/10 HORSEPOWER RESIDENTIAL SEWAGE PUMP AVAILABLE TODAY. The SRM4 is a plumbers/contractors dream ... it will not clog! Its recessed impeller design allows 2" solids to pass freely through the volute without the chance of jamming the impeller. The SRM4 series pump has a national field-proven record of reliability. Look to your Myers distributor for the answer to your residential sewage handling needs ... and across the counter will be the Myers mini non-clog, the SRM4. It works for you! For more information, call your Myers distributor today, or the Myers Ashand, Ohio sales office at 419/289-1144.

ADVANTAGES BY DESIGN

DURABLE MOTOR WILL DELIVER MANY YEARS OF RELIABLE SERVICE.

- Oil-filled motor for maximum heat dissipation and continuous bearing lubrication.
- Overload protected shaded pole motor eliminates starting switches.
- Recessed vortex impeller provides minimal radial loading for long bearing life.

THE SRM4P IS ENGINEERED FOR MANY YEARS OF MAINTENANCE-FREE OPERATION.

- Wide-angle piggy-back float switch for maximum draw down. (Automatic models)
- Pump can be operated manually by unplugging piggy-back switch and plugging pump directly into outlet (Automatic models).
- Recessed vortex impeller operates completely out of volute and provides free flow through passage for solids and liquids.

PRODUCT CAPABILITIES

Capacities To	95 gpm	360 lmp
Heads To	18 ft. 19 ft. shutoff	5.5 m 5.8 m
Pump Down Range Float Switch	7 to 14 in.	178 to 356 mm
Solids Handling Capacity	2 in.	50.8 mm
Liquids Handling	raw sewage, effluent, drain water	
Intermittent Liquid Temp.	up to 140°F	up to 60°C
Motor	4/10 HP shaded pole 1550 RPM	
Electrical	115V, 12A or 230V, 6A, 1Ø, 60 Hz.	
Acceptable pH Range	5 - 9	
Discharge, NPT	2 in.	50.8 mm
Minimum Sump Diameter Simplex Duplex	18 in. 30 in.	457 mm 762 mm

Construction Materials

Motor Housing	cast iron, Class 30, ASTM A48
Volute Case	cast iron, Class 30, ASTM A48
Impeller	recessed, thermoplastic
Power Cord	20 ft. 16/3 SJTW/SJTW-A
Mechanical Seal	carbon and ceramic

WHERE INNOVATION MEETS TRADITION

Myers

SRM4

4/10 Horsepower
Residential Sewage Pump

MECHANICAL FLOAT SWITCH

Mercury-free, 90° angle operation. (Piggyback models only).

4/10 HP MOTOR

Pressed in place and Oil-filled for best alignment and heat transfer. Built-in overload protection.

POWER CORD
Quick-disconnect watertight fitting.

MOTOR HOUSING
Heavy cast iron for efficient heat transfer.

DUAL THRUST WASHERS, SLEEVE BEARINGS

Oil lubricated, enhance smooth operation and extend pump life.

CAST IRON VOLUTE
Passes 2" diameter solids.

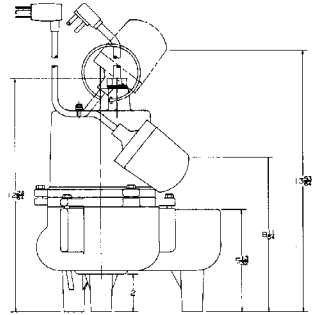
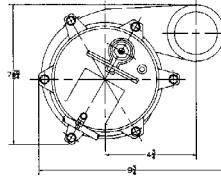
MECHANICAL SHAFT SEAL

Carbon and ceramic faces, body is stationary, prevents string or trash from winding on seal.

RECESSED IMPELLER

Operates out of volute passage, allowing maximum flow of liquids and solids.

DIMENSIONS



PERFORMANCE CURVE

